



MarinTrust Standard V2

By-product Fishery Assessment

ESP25- FAO 27 Albacore tuna (Thunnus alalunga), Spain

MarinTrust Programme

Unit C, Printworks

22 Amelia Street

London

SE17 3BZ

E: standards@marin-trust.com

T: +44 2039 780 819

Table 1 Application details and summary of the assessment outcome

Fishery Under Assessment	Species:	Albacore tuna (<i>Thunnus alalunga</i>)
	Geographical area:	FAO 27, Atlantic Northeast
	Country of origin of the product:	Spain
	Stock:	Atlantic albacore tuna, Northern stock
Date	June 2023	
Report Code	ESP25	
Assessor	Blanca Idalia Gonzalez Garza	
Country of origin of the product - PASS	Spain	
Country of origin of the product - FAIL	None	

Application details and summary of the assessment outcome			
Company Name(s): HIJOS DE EMILIO RAMIRES, S.A., Saval Bio; Conserveros Reunidos SL (CONRESA)			
Country: Spain			
Email address:		Applicant Code:	
Certification Body Details			
Name of Certification Body:		LRQA	
Assessor	Peer Reviewer	Assessment Days	Initial/Surveillance/ Re-approval
Blanca Idalia Gonzalez Garza	Sam Peacock	4	Surveillance 2
Assessment Period	June 2023 – June 2024		

Scope Details	
Main Species	Albacore tuna (<i>Thunnus alalunga</i>)
Stock	Atlantic albacore tuna, Northern stock
Fishery Location	FAO 27, Atlantic Northeast
Management Authority (Country/ State)	International Commission for the Conservation of Atlantic Tunas (ICCAT)
Gear Type(s)	Longlines and purse seines
Outcome of Assessment	
Peer Review Evaluation	Agree with recommendation
Recommendation	Approve

Table 2. Assessment Determination

Assessment Determination
<p>Albacore tuna (<i>Thunnus alalunga</i>) was assessed as a category C species considering that it is a Least Concern species by the IUCN, it is not included in any CITES Appendixes, and the International Commission for the Conservation of Atlantic Tunas (ICCAT) assesses the stock abundance and evaluates the sustainability of harvest practices.</p> <p>Assessment is based only in the North Atlantic stock. Fishery removals have been recorded since 1950 and this information is incorporated in albacore tuna stock assessments. The last assessment was in 2020, where the TAC for 2021-2023 increased 12.5 % with respect to the previous TAC, considering that the probability of the stock not being overfished and not undergoing overfishing is 98.4% ($F < F_{MSY}$ and $B > B_{MSY}$). Also, management measures are in place to ensure sustainability of the stock.</p> <p>The albacore tuna byproduct meets the Marin Trust requirements; therefore, its approval is recommended for use as a raw material.</p>
Fishery Assessment Peer Review Comments
<p>The peer reviewer agrees with the categorisation of the Northern Atlantic albacore stock as a Category C species which is eligible for MT approval as a source of byproduct raw material. Sufficient evidence is provided to support the conclusion that the stock is subjected to a regular and reliable stock assessment, and that the most recent assessment concluded that stock biomass is above the limit reference point. The peer reviewer agrees with the assessor's recommendation to approve the byproduct material.</p>
Notes for On-site Auditor
<p>There are no concerns that requires attention from the on-site assessor.</p>

Species Categorisation

NB: If any species is categorised as Endangered or Critically Endangered on the IUCN Red List, or if it appears in CITES Appendix 1, it **cannot** be approved for use as a MarinTrust raw material.

IUCN Red list Category

By-product material from a species listed by IUCN (the International Union for Conservation of Nature) under the Red List for the following categories shall immediately fail the assessment;

- EXTINCT (E) AND EXTINCT IN THE WILD (EW)
- CRITICALLY ENDANGERED (CR) facing an extremely high risk of extinction in the wild.
- ENDANGERED (EN) facing a very high risk of extinction in the wild.

By-product material may be used from the following categories provided that all clauses in the MarinTrust standard are passed.

- VULNERABLE (VU) facing a high risk of extinction in the wild.
- NEAR THREATENED (NT) does not qualify for above now, but is close or is likely to qualify for, a threatened category in the near future.
- LEAST CONCERN (LC) Widespread and abundant.
- DATA DEFICIENT (DD) and NOT EVALUATED (NE)

Table 3 Species Categorisation Table

Common name	Latin name	Stock	Management	Category	IUCN Red List Category ¹	CITES Appendix 1 ²
Albacore tuna / Atún blanco	<i>Thunnus alalunga</i>	Northern Atlantic albacore tuna	Yes	C	Least Concern ³	No

¹ <https://www.iucnredlist.org/>

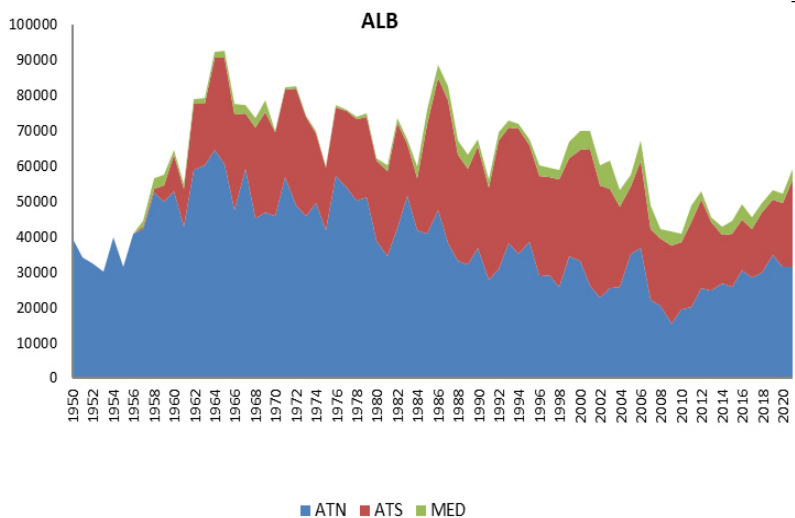
² <https://cites.org/eng/app/appendices.php>

³ <https://www.iucnredlist.org/species/21856/46911332>

CATEGORY C SPECIES

In a by-product assessment, Category C species are those which are subject to a species-specific management regime and are usually targeted species in fisheries for human consumption.

Clause C1 should be completed for each Category C species. If there are no Category C species in the fishery under assessment, this section can be deleted. Where a species fails this Clause, it should be assessed as a Category D species instead.

Species Name		Albacore tuna (<i>Thunnus alalunga</i>)	
C1	Category C Stock Status - Minimum Requirements		
	C1.1	Fishery removals of the species in the fishery under assessment are included in the stock assessment process, OR are considered by scientific authorities to be negligible.	PASS
	C1.2	The species is considered, in its most recent stock assessment, to have a biomass above the limit reference point (or proxy), OR removals by the fishery under assessment are considered by scientific authorities to be negligible.	PASS
			Clause outcome: PASS
C1.1 Fishery removals of the species in the fishery under assessment are included in the stock assessment process, OR are considered by scientific authorities to be negligible.			
Clause is met, considering that:			
<p>The International Commission for the Conservation of Atlantic Tunas (ICCAT) assesses the abundance of North Atlantic (ATN) albacore tuna and evaluates the sustainability of current and proposed harvest practices. Databases are available with information about the total catch of albacore tuna since 1950 in the Atlantic Ocean and the Mediterranean Sea (Figure 1). This information had been used for stock assessment. The last stock assessment was carried out in 2020 using the available data up to 2018 (ICCAT 2020). Total catches from all North Atlantic vs Spain total catch (ICCAT 2023) are shown in Figure 2. The last 10 years, Spain caught represented around 32- 43% of the ATN total catch.</p>			
			
			Figure 1. Cumulative albacore tuna catches by area (ATN= North Atlantic, ATS=South Atlantic, MED=Mediterranean) (ICCAT 2023)

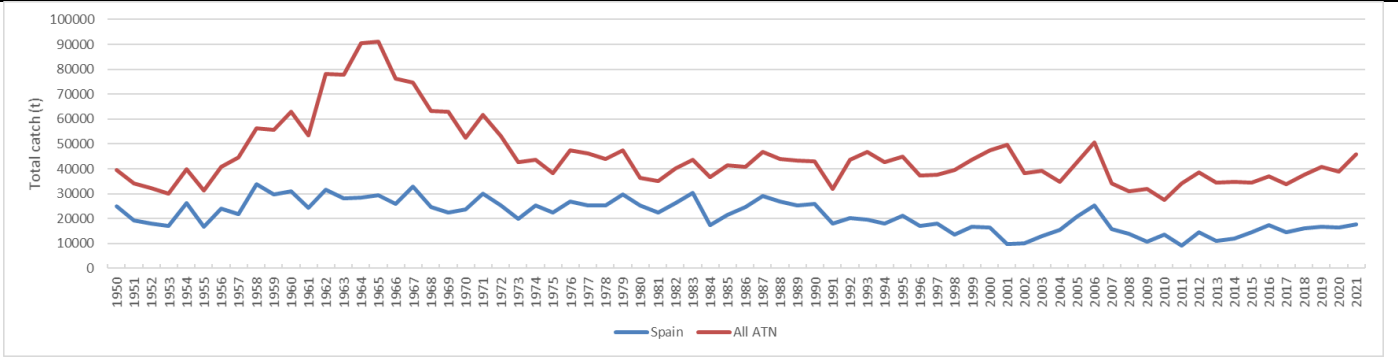


Figure 2. Albacore tuna total catch from Spain vs all North Atlantic (ATN) total catch. (Graph constructed with available data from (ICCAT 2023).

C1.2 The species is considered, in its most recent stock assessment, to have a biomass above the limit reference point (or proxy), OR removals by the fishery under assessment are considered by scientific authorities to be negligible.

Clause is met, considering that:

The harvest control rule applied to the 2019 biomass in the 2020 stock assessment results in a TAC of 37,801 t for 2021-2023. This represents a 12.5% increase with respect to the previous TAC. Thus, the probability of the stock not being overfished and not undergoing overfishing is 98.4% ($F < F_{MSY}$ and $B > B_{MSY}$), which means biomass is highly likely to be above the target reference point (TRP), and therefore almost certain to be above the limit Reference Point (LRP) (Figure 3). In 2021 the total catch of albacore was below the TAC (31,374 t), 2022 data are not yet available. Management measures, such as limit number of vessels and a recommended TAC, are in place with the objective of keeping the stock in (or rebuild it to) the green area of the Kobe plot with 60% probability, while maximizing catch and reducing variability of TAC. (ICCAT 2020).

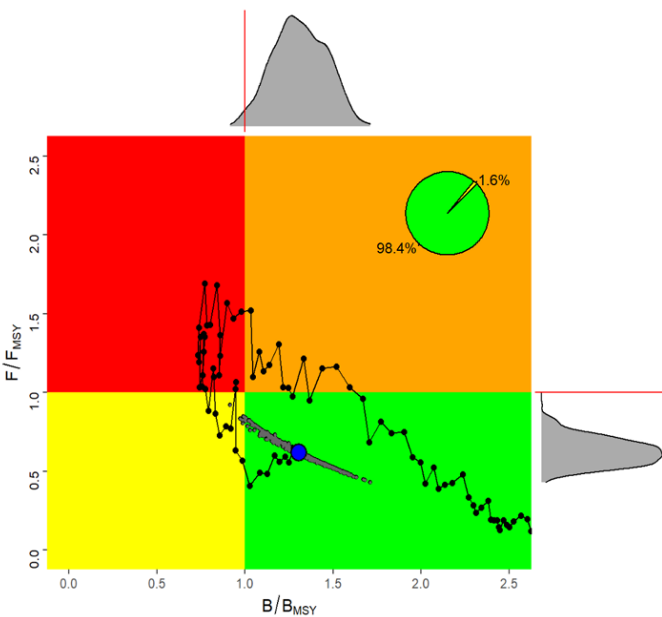


Figure 3. North Atlantic albacore Kobe plot. Stock status trajectories of B/B_{MSY} and F/F_{MSY} over time(1930-2018), as well as uncertainty (grey dots) around the current (F_{2018}/F_{MSY} , B_{2018}/B_{MSY}) estimate (blue point) based on Surplus production model with probability of being overfished and overfishing (red, 0%), of being neither overfished nor overfishing (green, 98.4%), and of being overfished (yellow, 1.6%). (ICCAT 2020)

References

- ICCAT. (2020). 2020 Advice to the Commission. https://www.iccat.int/Documents/SCRS/ExecSum/ALB_ENG.pdf
- ICCAT. (2023). Statistical Bulletin, Vol. 48 (1950-2021). <https://www.iccat.int/sbull/SB48-2023/index.html>

Links

MarinTrust Standard clause	1.3.2.2
FAO CCRF	7.5.3
GSSI	D.3.04, D5.01

CATEGORY D SPECIES

Category D species are those which are not subject to a species-specific management regime. In the case of mixed trawl fisheries, Category D species may make up the majority of landings. The comparative lack of scientific information on the status of the population of the species means that a risk-assessment style approach must be taken.

D1	Species Name	n/a	
	Productivity Attribute	Value	Score
	Average age at maturity (years)		
	Average maximum age (years)		
	Fecundity (eggs/spawning)		
	Average maximum size (cm)		
	Average size at maturity (cm)		
	Reproductive strategy		
	Mean trophic level		
	Average Productivity Score		
	Susceptibility Attribute	Value	Score
	Availability (area overlap)		
	Encounterability (the position of the stock/species within the water column relative to the fishing gear)		
	Selectivity of gear type		
	Post-capture mortality		
	Average Susceptibility Score		
	PSA Risk Rating (From Table D3)		
	Compliance rating		
	<p>Further justification for susceptibility scoring (where relevant) <i>For susceptibility attributes, please provide a brief rationale for scoring of parameters where there may be uncertainty affecting your decision</i></p>		
	References		
Standard clauses 1.3.2.2			

Table D2 - Productivity / Susceptibility attributes and scores.

Productivity attributes	High productivity (Low risk, score = 1)	Medium productivity (medium risk, score = 2)	Low productivity (high risk, score = 3)
Average age at maturity	<5 years	5-15 years	>15 years
Average maximum age	<10 years	10-25 years	>25 years
Fecundity	>20,000 eggs per year	100-20,000 eggs per year	<100 eggs per year
Average maximum size	<100 cm	100-300 cm	>300 cm
Average size at maturity	<40 cm	40-200 cm	>200 cm
Reproductive strategy	Broadcast spawner	Demersal egg layer	Live bearer
Mean Trophic Level	<2.75	2.75-3.25	>3.25

Susceptibility attributes	Low susceptibility (Low risk, score = 1)	Medium susceptibility (medium risk, score = 2)	High susceptibility (high risk, score = 3)
Areal overlap (availability) Overlap of the fishing effort with the species range	<10% overlap	10-30% overlap	>30% overlap
Encounterability The position of the stock/species within the water column relative to the fishing gear, and the position of the stock/species within the habitat relative to the position of the gear	Low overlap with fishing gear (low encounterability).	Medium overlap with fishing gear.	High overlap with fishing gear (high encounterability). Default score for target species
Selectivity of gear type Potential of the gear to retain species	a Individuals < size at maturity are rarely caught	a Individuals < size at maturity are regularly caught.	a Individuals < size at maturity are frequently caught
	b Individuals < size at maturity can escape or avoid gear.	b Individuals < half the size at maturity can escape or avoid gear.	b Individuals < half the size at maturity are retained by gear.
Post-capture mortality (PCM) The chance that, if captured, a species would be released and that it would be in a condition permitting subsequent survival	Evidence of majority released post-capture and survival.	Evidence of some released post-capture and survival.	Retained species or majority dead when released.

D3		Average Susceptibility Score		
		1 - 1.75	1.76 - 2.24	2.25 - 3
Average Productivity Score	1 - 1.75	PASS	PASS	PASS
	1.76 - 2.24	PASS	PASS	TABLE D4
	2.25 - 3	PASS	TABLE D4	TABLE D4

D4 Species Name		n/a	
Impacts On Species Categorised as Vulnerable by D1-D3 - Minimum Requirements			
D4.1	The potential impacts of the fishery on this species are considered during the management process, and reasonable measures are taken to minimise these impacts.		
D4.2	There is no substantial evidence that the fishery has a significant negative impact on the species.		
			Outcome:
Evidence			
D4.1: The potential impacts of the fishery on this species are considered during the management process, and reasonable measures are taken to minimise these impacts.			
D4.2 There is no substantial evidence that the fishery has a significant negative impact on the species.			
References			
Links			
MarinTrust Standard clause		1.3.2.2, 4.1.4	
FAO CCRF		7.5.1	
GSSI		D.5.01	